

# **A Consultation About Education in the West of Northumberland**

## **An opportunity to give us your views**



**PHASE 2 – 19 FEBRUARY– 9 APRIL 2018**

## **Index**

### Page

- 3. Introduction
- 4. Background
- 5. Haydon Bridge High School
- 7. Capacity and surplus places
- 8. Financial Challenges
- 11. The Hadrian Learning Trust
- 11. The National Funding Formula
- 12. School Buildings and Estates
- 13. Some Potential Models – A,B,C
- 22. Potential timelines
- 24. Admission Arrangements
- 24. Special Educational Needs
- 24. Early Years Provision
- 24. Catchment areas
- 25. Costs and funding
- 25. Implications for staff
- 25. Transport
- 25. Sport and Recreation
- 26. What happens next?
- 27. The Consultation Response Form

**If you require a large print version of this document or a translation into another language please call 01670 623611 or <mailto:educationconsultations@northumberland.gov.uk>**

# INTRODUCTION

Welcome to this consultation on the future of schools in the west of Northumberland. It is important that before responding you understand the roles, responsibilities and powers of the various organisations involved. Crucially it is important to understand that the Local Authority does not have power over the actions of academies. Academies are controlled centrally by the Secretary of State for Education via the Regional Schools Commissioner (RSC). The Dioceses and independent academy trusts have a significant role to play in any consultation process.

The table below summarise roles/responsibility and powers.

Organisation	Role/responsibility	Powers
Local Authority- Northumberland County Council.	Northumberland County Council must ensure that there are sufficient good school places for the parents and children who live in Northumberland. They must ensure sensible place planning. They must hold maintained schools to account for their educational and financial performance (but not academies).	The Local Authority can hold consultations. Elected members of the Council Cabinet are the decision making body and can merge, close, or extend age ranges of maintained schools (but not academies). They cannot establish solely run academy trusts, but can be stakeholders.
Regional Schools Commissioner / Department for Education	The RSC must broker the academy conversion of failing schools. They hold Academy trusts to account for both their financial and education performance.	The RSC has powers to instruct the Local Authority to close (discontinue) schools. The RSC is the decision making body for any changes to Academies including closure or age range extensions.
Academy Trusts (e.g. Hadrian's Trust, Wise Trust, Good Shepherd Trust)	Academy Trusts are accountable for the financial and educational performance of the academy schools within its trust.	Trusts can hold consultation on changes to age range, closure and growth and set up academies (with the permission of the RSC).
Diocese	The Diocese provides support and advice to its schools through consultation. They can hold consultations. They should be consulted and provide a strategic view on behalf of their schools. Hold its schools to account for their educational and financial performance.	The Diocese can provide capital investment for faith schools. They can support or oppose closures or changes. They can establish multi-academy trusts.

# BACKGROUND

Although the Council is pleased with the educational standards achieved by many schools and academies in the west of the county, there remains some uncertainty about the long term educational future of many schools in the area. This is due to a variety of external factors beyond the direct control of the authority, which are listed below:

## 1. EXTERNAL FACTORS:

- The withdrawal of the Bright Tribe Trust as the proposed sponsor of Haydon Bridge High School and the subsequent letter from the Regional Schools Commissioner asking the Local Authority to assess whether the school is viable in the long term.
- The consultation of Hadrian Learning Trust (QEHS) on the potential for it to become an age 11-18 academy and the impact this will have on middle and first schools.
- The need to ensure our school buildings are of top quality and invest in resources to meet the needs of the new curriculum.
- The need to provide excellent provision for the most vulnerable and those with special educational needs.
- The financial difficulties forecast by many of the schools in the west.
- The introduction of the National Funding Formula, based upon assumptions of typical pupil numbers in primary schools and an 11-18 model of secondary education.
- The historical development of over-capacity of school places in the west of the county.

## 2. OPPORTUNITIES:

- While these factors present considerable challenges to schools, academies and the Local Authority, they also bring opportunities. Northumberland County Council is determined to support the schools and academies in the west to provide the very best education in state of the art facilities. It has indicated that potentially many millions of pounds could be invested - we need your views on how education in the west should look for the next 25 years.
- Northumberland County Council has already sought the views of the educational professionals and Governors working in schools in the first phase of informal consultation. This was in order to gather their views on the development of options for consultation with parents, pupils and the wider community in this second phase of informal consultation.
- This document sets out the issues and opportunities that we feel should be considered by everyone who has an interest in education in the west of Northumberland. It also sets out some proposed options around the organisation of schools. We are now asking for your views on these proposed options and whether you have any alternative proposals of your own.

# Haydon Bridge High School

## 3. OFSTED INSPECTION

Haydon Bridge High School (HBHS) was inspected by Ofsted in December 2014 and was judged to be inadequate and placed in Special Measures. The Local Authority had intervened earlier in 2014 to raise standards and replaced the governing body with an interim executive board (IEB) however the Ofsted inspection took place before the IEB could have a significant impact.

The law states that schools in Special Measures should become academies, or be considered for closure, therefore the Bright Tribe Academy Trust were identified as a preferred sponsor by the Regional Schools Commissioner (RSC) and academy orders were served on the school.

However, the conversion process to become part of Bright Tribe Trust was very protracted. Bright Tribe took nearly two years to carry out due diligence.

In November 2017, Bright Tribe announced their withdrawal as a potential sponsor of HBHS on the basis that, in its view, the school was no longer financially or educationally viable. No other academy sponsor has been willing to take on the school due to the financial risks and educational challenges.

The Secretary of State (via the RSC) appointed an Interim Executive Board (IEB) responsible for the governance of the school and removed it from the Local Authority. On the withdrawal of Bright Tribe the Local Authority has applied to the Secretary of State to take back control of the school by appointing its own IEB and this is hoped to take place, subject to approval from the RSC in February 2018.

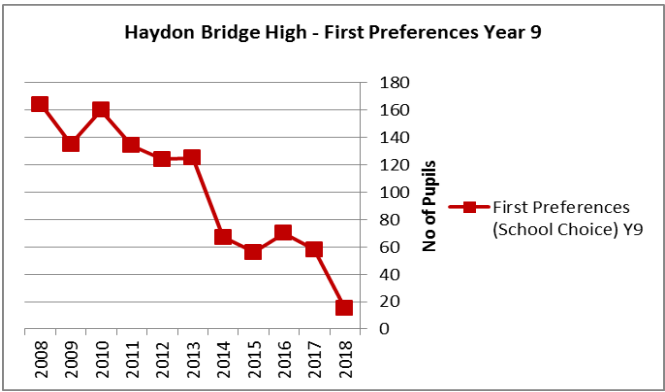
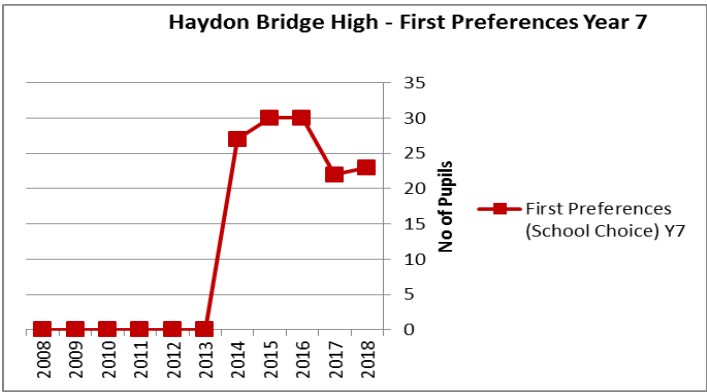
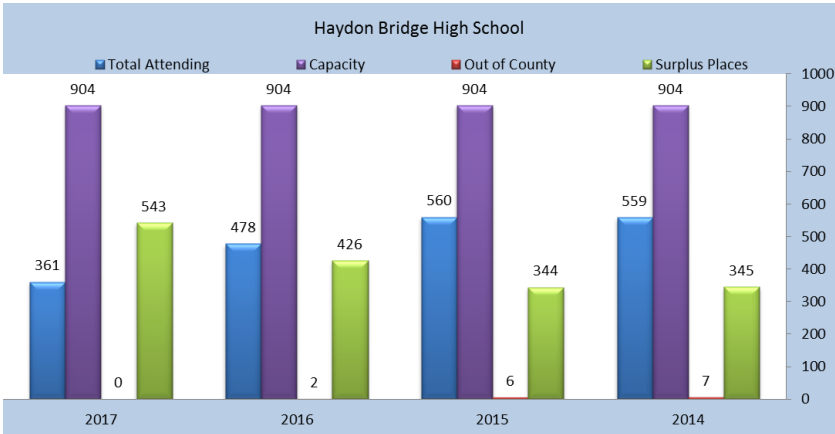
The RSC has already reached the conclusion that they require the council to carry out a viability assessment, as the possible first step, towards directing the closure of the school.

## 4. CAPACITY AND SURPLUS PLACES

When it was established HBHS had the capacity to educate 904 students within its buildings. Only 361 students (including 6th Form) were on roll at the school in October 2017. The low number of pupils has been in place for many years.

The school struggles to recruit sufficient pupils to fill a single class of 30 in each of years 7 and 9.

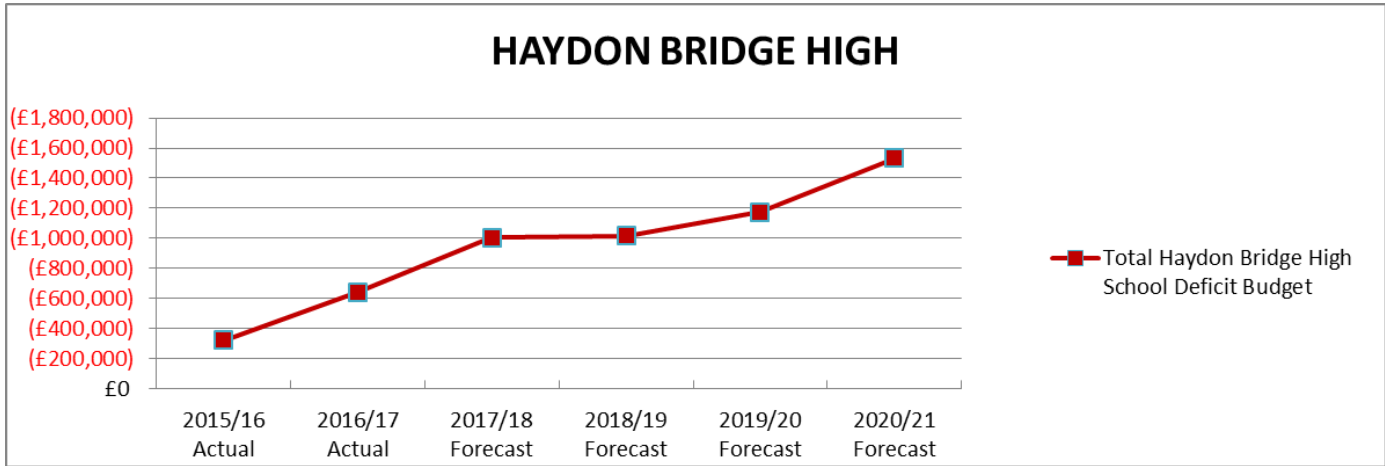
So far in 2018, there have only been 23 applications for a place in Year 7 and just 14 for year 9.



5. FINANCE AND BUDGETS

As a result of the small numbers of pupils and its required staffing levels, HBHS is currently running with a budget deficit of around £641,000 per annum. If a secondary school/academy is to remain in Haydon Bridge and is required to deliver a full secondary school national curriculum that includes Key Stages 3, 4 and 5, then it will need to employ sufficiently qualified and experienced staff and have appropriate specialist resources. Given current and projected pupil numbers, and the impact this has on the funding, this would mean the school would run at a very significant deficit and would have to be subsidised from Council taxpayers funds.

The Graph below shows the increasing deficit for Haydon Bridge High School.



Brackets indicate deficit

6. CATCHMENT

Many parents in the Haydon Bridge catchment area already choose to send their children to QEHS in Hexham; current data indicates there are 239 students, including sixth form, living in the HBHS catchment but on roll at Queen Elizabeth High School (QEHS). Based on Year 9 to Year 11 students only, this means around 38% of families within the HBHS catchment choose to send their children to QEHS. Parents living in the HBHS catchment area who choose to send their children to QEHS are not eligible for free transport unless QEHS is their nearest school.

7. OPTIONS

Unless a new sponsor is found the RSC may direct the authority to close the school.

If the HBHS site is to remain open with its current age range and structure the council would have to provide capital investment in the region of £1.5m to reduce the number of

empty or unused buildings and address the building condition issues.

The proposals for the school developed from the first phase of consultation are set out later in this document. We would like your views on these, as well as any alternative proposals you may have.

8. ESTABLISHING A MULTI-ACADEMY TRUST

Unless a new sponsor is found the RSC may direct the authority to close the school. The Council is engaged in negotiations with a range of partners to attempt to establish a multi-academy trust. During part one of this consultation no schools have approached the council to express an interest in having a conversation about this proposal; therefore it looks unlikely that this will be part of a solution for the west.



# Capacity and Surplus Places

8. The ‘net capacity’ of a school relates to the size of the building. This is a calculation derived from the number of planned work spaces within the school when it was built. A maximum and minimum number of places are calculated and a net capacity somewhere between this range is allocated. In the past when rolls of schools were larger, the net capacity would have been a close match to the Planned Admission Number (PAN). However, planned admission numbers are altered and based on the number of children historically within a school’s catchment area. They are used to assist schools in staffing appropriately and over the years, as populations have fallen so too have PANs.

Therefore, it is important to understand that a Planned Admission Number and capacity are not the same thing. Surplus places are calculated by local and central Government using capacity figures. There can often be a significant difference between the total number of pupils a school is able to have on roll based on its PAN and the actual size of the school buildings (capacity). Schools may have changed the use of buildings and classrooms over the years to reflect a drop in numbers. For example areas may have become storage rooms, offices, staff rooms or other facilities.

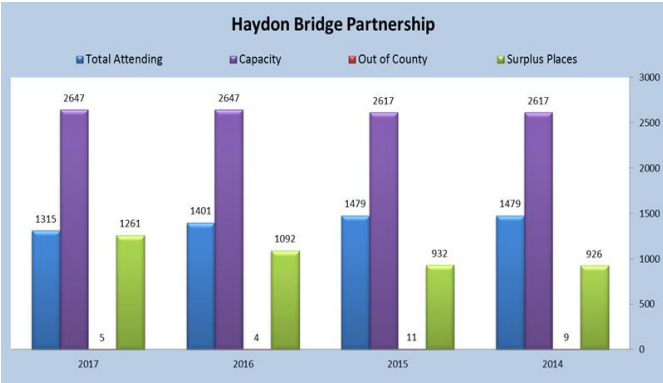
In the west of the county, there is significant oversupply in terms of school places when compared to capacity. In total, there are 6,942 theoretical places available in schools in the Hexham and Haydon Bridge Partnerships, with 4,896 pupils on roll in those schools. This represents 30% surplus places across the combined partnerships.

While the charts opposite provide the overall picture at partnership level, there is considerable variation between individual schools within this data and it is important we look at PAN and Capacity very carefully. The local authority is held to account by government to ensure capacity matches demand.

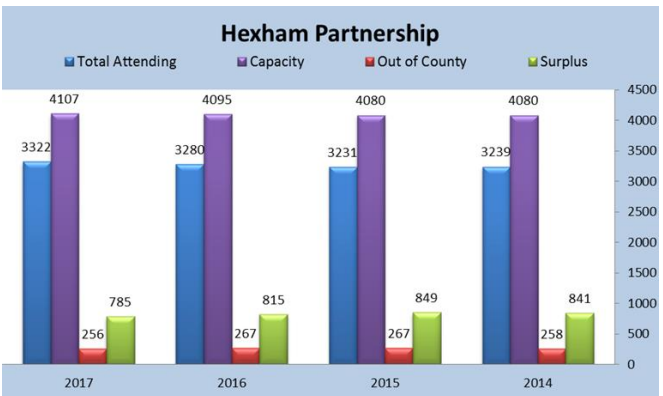
The average size of a primary school in England is 210 pupils and many national planning, capacity and financial assumptions are based on this figure. In the light of the level of surplus places and small schools across both partnerships, the financial positions of all schools are affected. Put simply if two small unviable schools merge they create one larger viable school, or one unviable school may need to merge with a viable one to provide economy of scale.

The local authority is responsible for providing places for residents of the county, not for residents of Durham, Newcastle or Cumbria.

Haydon Bridge Partnership (All Schools)



Hexham Partnership (All Schools)



# Financial Challenges

## 9. HAYDON BRIDGE PARTNERSHIP

In the Haydon Bridge partnership of schools there are 12 maintained schools (excluding academies), of which 5 have a predicted deficit budget for 2017/18, 6 are predicting a deficit in 2018/19 and 7 are predicting a deficit by 2019/20 with an estimated deficit for the partnership (not including academies) as a whole of - £1,454,082 by 2020. *Note: It is not unusual for a school to predict a deficit in three years' time, they then have to make cost savings usually in terms of staffing reductions to ensure that the deficit is recovered. The council holds no financial information for Haltwhistle Upper and Lower academies; however the council is aware that there is significant spare capacity in terms of pupil numbers.*

### HAYDON BRIDGE PARTNERSHIP - SCHOOLS AND ACADEMIES DATA

School	Distance to Nearest School (miles)	Predicted financial deficit by 2017/18 (Y or No)*	Predicted financial deficit by 2018/19 (Y or No)*	Predicted financial deficit by 2019/20 (Y or No)*
Haydon Bridge High	6	Y	Y	Y
Haltwhistle Upper	16	ACADEMY	ACADEMY	ACADEMY
Bellingham Middle	16	N	N	N
Bellingham First	5.6	N	N	N
Kielder First	13.8	N	N	Y
Otterburn First	5.8	N	Y	Y
West Woodburn First	5.8	Y	Y	Y
Greenhaugh First	5	N	N	Y
Wark First	4.8	N	N	N
Greenhead Primary	3.4	Y	Y	Y
Haltwhistle Lower	4	ACADEMY	ACADEMY	ACADEMY
Shaftoe Trust Primary	3.8	ACADEMY	ACADEMY	ACADEMY
Henshaw Primary	4	Y	Y	Y
Whitfield Primary	5.3	ACADEMY	ACADEMY	ACADEMY
Allendale Primary	5.3	Y	Y	Y
Newbrough Primary	3.8	N	N	N

\*The information is based on the latest indicative budgets as agreed with the individual schools and updated to ensure the accurate October 2017 census data is reflected. They do not take into account the changes to the budget formula for 2018/19



## 10. HEXHAM PARTNERSHIP

In the Hexham partnership of schools there are 14 maintained mainstream schools (excluding academies), of which 2 have a predicted deficit at the end of 2017/18, 4 are predicting a deficit by 2018/19 and 5 are predicting a deficit by 2020, with an estimated surplus for the partnership (not including academies) as a whole of £175,216. There are also 2 academies in the partnership for which the Local Authority do not hold budget information. The council understands the QEHS has a budget deficit of £94,287 for 2015/16, the previous year the school had a budget deficit of £113,204, which again may be attributed to a result of spare capacity and costly buildings. Note: *It is not unusual for a school to predict a deficit in three years time, they then have to make cost savings usually in terms of staffing reductions to ensure that the deficit is recovered.*

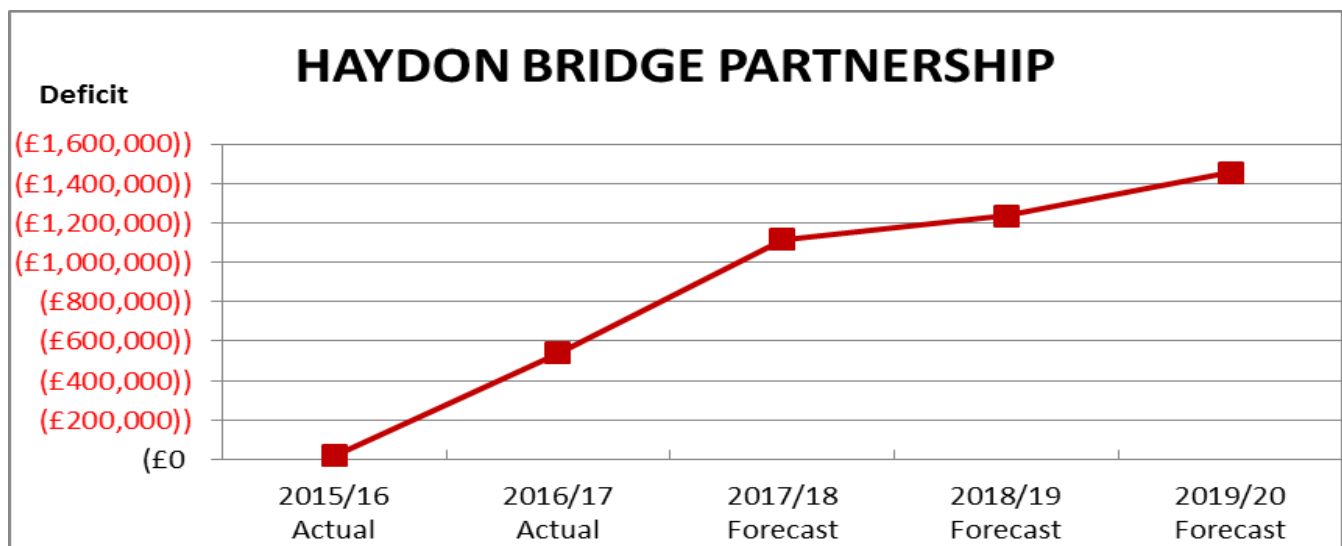
### HEXHAM PARTNERSHIP - SCHOOLS AND ACADEMIES DATA

School	Distance to Nearest School (miles)	Predicted financial deficit by 2017/18 (Y or No)*	Predicted financial deficit by 2018/19 (Y or No)*	Predicted financial deficit by 2019/20 (Y or No)*
Queen Elizabeth High	6	ACADEMY	ACADEMY	ACADEMY
Hexham Middle	1.2	ACADEMY	ACADEMY	ACADEMY
St Joseph's RC Middle	1.2	N	N	N
Corbridge Middle	4	N	N	N
Whittonstall First	5.7	N	N	N
The Sele First	1	N	N	N
Slaley First	3.5	N	N	N
Hexham First	1	Y	Y	N
Acomb First	1.9	N	Y	Y
Beaufront First	1.9	N	Y	Y
St Mary's RC First	1	N	N	Y
Corbridge CE First	2.8	N	N	N
Chollerton First	3.6	Y	Y	Y
Whitley Chapel First	4	N	N	N
Humshaugh First	3.5	N	N	N
Broomhaugh First	4.6	N	N	Y

\*The information is based on the latest indicative budgets as agreed with the individual schools and updated to ensure the accurate October 2017 census data is reflected. They do not take into account the changes to the budget formula for 2018/19

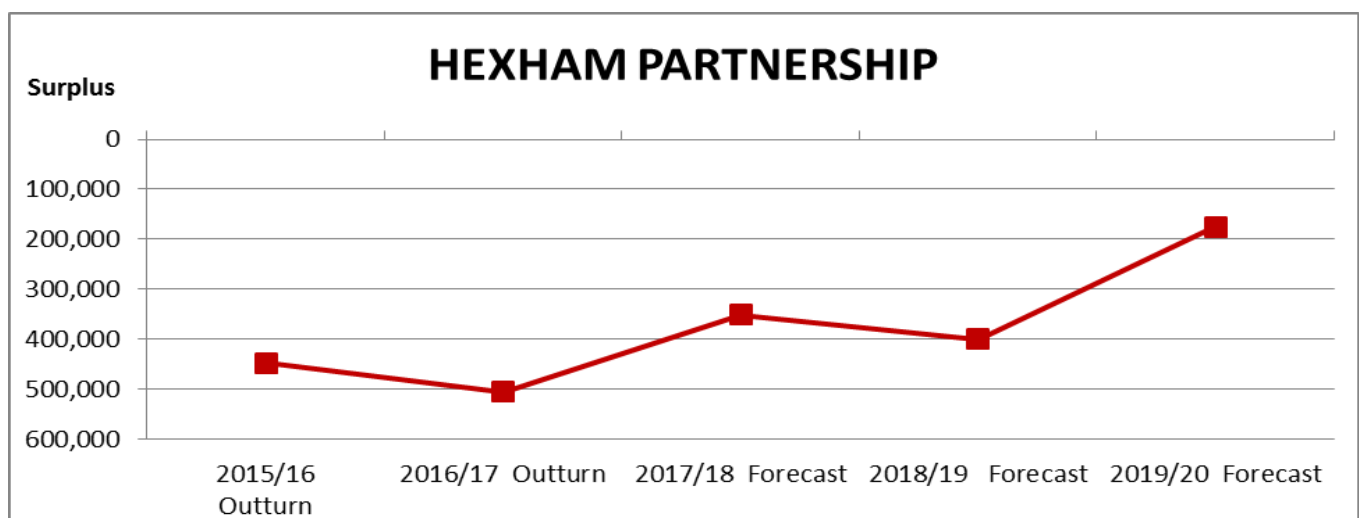


### Haydon Bridge Partnership Total Predicted Budget Deficit



Brackets indicate deficit

### Hexham Partnership Total Predicted Budget



Brackets indicate deficit



## 11. HADRIAN LEARNING TRUST

The Hadrian Trust consists of Queen Elizabeth High School and Hexham Middle School. It is an autonomous organisation and is not within the control of the local authority. It reports directly to the Secretary of State for Education. The Trust is holding a consultation because it believes that a reorganisation to an 11-18 structure is necessary for it to be financially and educationally viable.

The council has asked the Trust to provide open access to information about the reasons for its desire to become 11-18 – both educationally and financially. This will be published within the Trust's consultation documents, those are separate to this document.

At a meeting on 16 January 2018, the Trust Board decided that it remains of the view that a primary/secondary arrangement would be in the best interests of the children who progress through the school system to be educated at Queen Elizabeth High School. As such, the trust stated it would be appropriate in due course to proceed to a formal consultation. They stated they will discuss with the Regional Schools Commissioner and Northumberland County Council how that might best work in conjunction with the Education in the West consultation.

## 12. NATIONAL FUNDING FORMULA

The new National Funding Formula (NFF) will begin to be implemented from April 2020. The proposal from central government is that the schools across England will move to a

standardised funding model. The so called 'hard formula' in which the funding formula factor values will be set by the Department of Education (DfE) and no longer locally by the Local Authority. This will be subject to agreement in the next Comprehensive Spending Review.

Whatever the national formula, it is estimated that 72% of a schools budget is simply related to the numbers of pupils it has. A school with 210 pupils gets approximately twice the funding of a school with 105. But the school with 105 still has to meet national curriculum requirements. The national formula is based upon a primary/secondary model because of the 150 local authorities only about 6 have significant numbers of middle schools.

The Government funding does have a sparsity factor but this does not effect the vast majority of schools in the west because of their close proximity to each other. The Government is clear it does not want to subsidise over capacity in schools.

The council would like your views on whether you believe that the current structure and number of schools can be sustained. The Local Authority believe this is a once-in-a-generation opportunity to build a school system that delivers the very best education in the long term. With careful consideration for children in the transition period, with the right investment across our schools and with careful planning informed by research, we can create a sustainable system and high quality system.



## School Buildings and Estates.

**13.** Due to lack of investment in the past many academy buildings in the west of the county are in need of significant capital investment, particularly at QEHS, which has already been identified as a national priority for investment and is included in the Priority School Building Programme. The council's data shows that the combined backlog of maintenance work in schools in the Haydon Bridge and Hexham Partnerships amounts to approximately £17.85 million; this figure does not include work needing to be carried out at the faith schools in the partnerships, which fall under the responsibility of the relevant dioceses. Much of this relates to work required at Haydon Bridge High School. With an annual central government allocation of only around £3 million it would take 6 years to carry out this backlog work, and then only if all centrally allocated money for the whole county of Northumberland was spent on schools in the west.

The consultation may provide an opportunity not only to address the issues in the Haydon Bridge and Hexham Partnerships, but also an opportunity to invest in state of the art school resources. This would require a separate capital investment programme into schools from the council core budget, potentially linked with a programme of rationalisation of school buildings. Such money cannot simply be spent on subsidising existing schools running costs because it relies upon a rationalisation and investment process.

Amongst other things the Council would like your views on how any capital monies should be invested in schools in the west of Northumberland and whether it should be made available.



## Some potential models

**Please bear in mind that the models outlined below are only presented to aid the consultation process –a combination of models or alternative models are also sought.**

### **14. Potential Model A**

In this model, Haydon Bridge High School (HBHS) could potentially merge with QEHS and its current building would close with all pupils transferring to either Hexham Middle School or QEHS. Hexham Middle School and QEHS might relocate or expand their school buildings, either on one of the existing schools' current sites or to another new site.

Other middle schools in both partnerships would operate as they do currently on their existing sites, with their existing capacity.

However eight first and primary schools across both partnerships could amalgamate and as a result schools would close. This model is broadly based upon the concept that first schools should have a capacity of at least 75 pupils and any potential building closure should generate a maximum additional travel distance for pupils of 6 miles or less. These assumptions are of course subject to consultation and we would welcome your views, a model for first and primary schools under this model might include:

- Greenhead CofE Primary School's catchment area would become that of Haltwhistle Lower school (academy) and Greenhead would close. This would mean a maximum additional travel distance of 3 miles. There are currently 38 children attending the school; 3 of these live outside of the schools catchment area. This proposed change would require the academy to carry out its own consultation to change its age range and PAN. If the academy was unwilling to carry out such a consultation then any proposal would not go forward. Haltwhistle Lower school is currently part of the Bright Tribe Trust but the RSC have indicated that they will be re-sponsoring the school in the near future
- Greenhaugh First School's catchment area would merge and become part of Bellingham First School. Greenhaugh School would close, this would mean a maximum additional travel distance of 4.5miles. There are currently 28 children attending the school; 4 of these live outside of the schools catchment area
- West Woodburn CofE First School's catchment area would become Otterburn First School, and West Woodburn would close. This would mean a maximum additional travel distance of 4.7 miles. There are currently 23 children attending the school; 6 of these live outside of the schools catchment area
- Wark CofE First School's catchment area would merge and become Bellingham First School, and Wark would close a maximum additional travel distance of 5.8 miles. There are currently 31 children attending the school; 4 of these live outside of the schools catchment area
- Beaufront/Acomb First School would merge/close (or vice versa) a maximum additional travel distance of 1.9miles, There would be a maximum additional travel distance of 1.9 miles. One of schools would close. There are currently 59 children attending Acomb School and 70 attending Beaufront.
- Whitley Chapel CofE First School's catchment area would merge with Slaley First School, and Whitley Chapel would close. This would mean a maximum additional travel distance of 4 miles. There are currently 27 children attending the school; 11 of these live outside of the schools catchment area
- Whittonstall First School's catchment area would merge and become Broomhaugh First School, Whittonstall would close. This would mean a maximum additional travel time of 5.7 miles. There are currently 58 children attending the school; 41 of these live outside of the schools catchment area
- Chollerton CofE First School's catchment area would become Humshaugh CofE First School and Chollerton would close, a maximum additional travel distance of 3.6miles. There are currently 39 children attending the school; 6 of these live outside of the schools catchment area

**Model A - Haydon Bridge Partnership**

SCHOOL	CURRENT SITUATION				POSSIBLE MODEL			
	Number on Roll in Sept 2017 (Net Capacity in Sept 2017)	Forms of Entry (FE)	Planned Admission Number (PAN) 2017/18	Latest Ofsted **	Capacity	Forms of Entry (FE)	Planned Admission Number (PAN)	Distance in miles to nearest school
Greenhead CE Primary	38 (56)	0.3	8	RI	Merge/Close (catchment moves to Haltwhistle Lower, approx 3m away; CE choice, Henshaw, approx. 7.5m)			3.4
Greenhaugh First	28 (40)	0.3	8	G	Merge/Close (catchment to Bellingham approx. 5m away or split with Kielder, approx. 15m)			5
Haltwhistle Lower School	193 (253)	1.3	40	RI	225	1.5	45	4
Haydon Bridge Shaftoe Trust Primary*	130 (157)	0.7	22	NG	No change			3.8
Kielder First	9 (75)	0.3	8	O	No change			13.8
Allendale Primary*	109 (168)	0.8	24	G	No change			5.3
Henshaw CE Primary*	55 (105)	0.5	15	G	No change			4
Whitfield CE Primary*	27 (56)	0.3	8	NG	No change			5.3
Newbrough CE Primary*	54 (105)	0.5	15	G	No change			3.8
Otterburn CE First	34 (75)	0.5	15	G	No Change			4.7
West Woodburn CE First	23 (44)	0.3	10	G	Merge/Close (catchment to Otterburn, approx. 4.7m)			4.7
Bellingham First	47 (105)	0.5	15	G	80 First	0.6	20	5.6
Wark CE First	31 (75)	0.5	15	G	Merge/Close (catchment to Bellingham, approx. 5.8m)			4.8
Bellingham Middle	109 (240)	2	60	RI	No change			16
Haltwhistle Upper	141 (300)	2.5	75	NG	No change			16
Haydon Bridge High School	297 Y7-Y11 64 – 6 <sup>th</sup> Frm	2.2/4	65/120	SM	Close			6

\*Pupils in primary schools feed to Hexham Middle School in for Year 7.

\*\* O=outstanding, G= Good, RI = requires improvement, SM = special measures, NG = no grade due to conversion to academy



**Model A - Hexham Partnership -**

SCHOOL	CURRENT SITUATION – status quo				POSSIBLE MODEL			
	Number on Roll in Sept 2017 (Net Capacity in Sept 2017)	Forms of Entry (FE)	Planned Admission Number (PAN) 2016/17	Latest Ofsted**	Capacity	Forms of Entry (FE)	Planned Admission Number (PAN)	Distance in miles to nearest school
Acomb First	59 (75)	0.5	15	RI	No change			1.9
Beaufront First	70 (75)	0.5	15	O	Merge/Close (catchment to Acomb or vice versa)			1.9
Whitley Chapel CE First	27 (50)	0.3	10	G	Merge/Close (catchment to Slaley)			4
Slaley First School	40 (50)	0.3	10	G	No change			3.5
Whittonstall First	58 (55)	0.46	14	G	Merge/Close (catchment to Broomhaugh)			5.7
Broomhaugh CE First	66 (75)	0.5	15	O	No change			4.6
Chollerton CE First	39 (50)	0.3	10	O	Merge/Close (catchment to Humshaugh)			3.6
Corbridge CE First	128 (150)	1	30	G	No change			2.8
The Sele First	395 (420)	2.8	84	O	No change			1
Hexham First	70 (150)	1	30	G	No change			1
St Mary's RCVA First	107 (150)	1	30	G	No change			1
Humshaugh CE First School	37 (55)	0.36	11	G	No change			3.5
Corbridge Middle	351 (360)	3	90	G	No change			4
Hexham Academy (Middle)	477 (651)	5	150	G	May relocate to new shared building on new site with QEHS			1.2
					300 (Yr4-Y5)	5FE in Y4 & Y5	150 (Y5 & Y6)	
					720 (Y7-Y8)*	7FE in Y5 & Y6*	Further 120 join in Year 7*	
St Joseph's RCVA Middle	326 (336)	2.8	84	G	No change			1.2
QE Academy (High)	907 – Y9-Y11 349 – 6 <sup>n</sup> form (1407)	10.2	306	G	No change			6
					May relocate to new shared building on new site with Hexham Middle School			
					1550 (inc 6 <sup>n</sup> form)	11.6	350	

\*Pupils from Haydon Bridge primaries transfer to Hexham Middle

\*\* O=outstanding, G= Good, RI = requires improvement, SM = special measures, NG = no grade due to conversion to academy

## 15. Potential Model B

In this model Haydon Bridge High School (HBHS) could potentially merge with QEHS and Haydon Bridge would close in September 2019. All students would be offered places at QEHS, which would change its age range to become an 11-18 school. Potentially five middle schools across the two partnerships would close in August 2021, Bellingham Middle School, Corbridge Middle School, Haltwhistle Middle School (Academy), Hexham Academy (Middle) and St Joseph's RCVA Middle. Children would be educated in Years 5 and 6 in new primary schools and in Years 7 and 8 at QEHS. A brand new QEHS building would be built in Hexham with a target opening date of September 2022.

Eight first schools would merge and close based upon a model of class size on entry and distance from their neighbouring school. First schools with less than half a form of entry (15 children) would close or merge with neighbouring schools to become Primary schools. There are exceptions to this situation based upon travel distance, for instance Kielder First School, which would remain open and become a primary school due to the distance from the nearest neighbouring school. The proposal for first and primary schools under this model is as follows:

- Greenhead CofE Primary School would merge/close and its catchment area would become Haltwhistle Lower school (academy), which would convert to become a Primary school. This would mean a maximum additional travel distance of 3 miles. There are currently 38 children attending the school; 3 of these live outside of the school's catchment area. This proposed change would require the academy to carry out its own consultation to change its age range and PAN. If the academy didn't wish to do this, the proposal would not go ahead.
- Greenhaugh First School would merge/close, and its catchment area would become part of a newly established Bellingham Primary school, a maximum additional travel distance of 4.5 miles. There are currently 28 children attending the school; 4 children live outside of the schools catchment area.

- West Woodburn CofE First School would merge/close, and its catchment area would become part of the new Otterburn Primary School's catchment, a maximum additional travel distance of 4.7 miles. There are currently 23 children attending the school; 6 of these children live outside of the schools catchment area.
- Wark CofE First School would merge/close, and its catchment area would become part of the new Bellingham Primary School, a maximum additional travel distance of 5.8 miles. There are currently 31 children attending the school; 4 of these children live outside of the schools catchment area.
- Beaufront/Acomb First School would merge/close, and catchment areas would combine. There would be a maximum additional travel distance of 1.9 miles. One of schools would close]. There are currently 59 children attending Acomb school and 70 attending Beaufront.
- Whitley Chapel CofE First School would merge/close, and its catchment area would become the new Slaley Primary School, a maximum additional travel distance of 4 miles. There are currently 27 children attending the school; 11 of these children live outside of the schools catchment area.
- Whittonstall First School would merge/close, and its catchment area would become part of the new Broomhaugh Primary School, a maximum additional travel time of 5.7 miles. There are currently 58 children attending the school; 41 of these children live outside of the schools catchment area.
- Chollerton CofE First School would merge/close, and its catchment area would become the new Humshaugh C of E Primary School, a maximum additional travel distance of 3.6 miles. There are currently 39 children attending the school; 6 of these children live outside of the schools catchment area.

The following tables for Model B provides further detail

**Model B – Haydon Bridge**

SCHOOL	CURRENT SITUATION				POSSIBLE MODEL			
	Number on Roll in Oct 2017 (Net Capacity in Sept 2017)	Forms of Entry (FE)	Planned Admission Number (PAN) 2017/18	Latest Ofsted	Capacity	Forms of Entry (FE)	Planned Admission Number (PAN)	Distance in miles to nearest school
Greenhead CE Primary	38 (56)	0.3	8	RI	Merge/Close (catchment moves to Haltwhistle Lower, approx 3m away; CE choice, Henshaw, approx. 7.5m)			3.4
Greenhaugh First	28 (40)	0.3	8	G	Merge/Close (catchment to Bellingham approx. 4.5m away or split with Kielder, approx. 15m)			5
Haltwhistle Academy Lower Campus	193 (253)	1.3	40	RI	315 Becomes Primary	1.5	45	4
Haydon Bridge Shaftoe Trust Primary	130 (157)	0.7	22	I	210	1	30	3.8
Kielder First	9 (75)	0.3	8	O	56 Becomes Primary	0.3	8	13.8
Allendale Primary	109 (168)	0.8	24	G	168	0.8	24	5.3
Henshaw CE Primary	55 (105)	0.5	15	G	105	0.5	15	4
Whitfield CE Primary	27 (56)	0.3	8	I	56	0.3	8	5.3
Newbrough CE Primary	54 (105)	0.5	15	G	105	0.5	15	3.8
Otterburn CE First	34 (75)	0.5	15	G	105 Becomes Primary	0.5	15	4.7
West Woodburn CE First	23 (44)	0.3	10	G	Merge/Close (catchment to Otterburn, approx. 4.7m)			4.7
Bellingham First	47 (105)	0.5	15	G	105	0.5	15	5.6
Wark CE First	31 (75)	0.5	15	G	Merge/Close (catchment to Bellingham, approx. 5.8m)			4.8
Bellingham Middle	109 (240)	2	60	RI	Close			16.1
Haltwhistle Upper	141 (300)	2.5	75	I	Close			16
Haydon Bridge High School	297 Y7-Y11 64 – 6 <sup>th</sup> Form	2.2/4	65/120	I	Merge/Close (catchment to QE Academy)			6

**Model B – Hexham Partnership**

SCHOOL	CURRENT SITUATION				POSSIBLE MODEL			
	Number on Roll in Sept 2017 (Net Capacity in Sept 2017)	Forms of Entry (FE)	Planned Admission Number (PAN) 2016/17	Latest Ofsted	Capacity	Forms of Entry (FE)	Planned Admission Number (PAN)	Distance in miles to current nearest school
Acomb First	59 (75)	0.5	15	RI	Merge/Close (catchment to Beaufront or vice versa)			1.9
Beaufront First	70 (75)	0.5	15	O	105 Becomes Primary	0.5	15	1.9
Whitley Chapel CE First	27 (50)	0.3	10	G	Merge/Close (catchment to Slaley)			4
Slaley First School	40 (50)	0.3	10	G	105 Becomes Primary	0.5	15	3.5
Whittonstall First	58 (70)	0.46	14	G	Merge/Close (catchment to Broomhaugh)			5.7
Broomhaugh CE First	66 (75)	0.5	15	O	105 Becomes Primary	0.5	15	4.6
Chollerton CE First	39 (50)	0.3	10	O	Merge/Close (catchment to Humshaugh)			3.6
Corbridge CE First	128 (150)	1	30	G	210 Becomes Primary	1	30	2.8
The Sele First	395 (420)	2.8	84	O	420 Becomes Primary	2	60	1
Hexham First	70 (150)	1	30	G	210 Becomes Primary	1	30	1
St Mary's RCVA First	107 (150)	1	30	G	210 Becomes Primary	1	30	1
Humshaugh CE First School	37 (55)	0.36	11	G	105 Becomes Primary	0.5	15	3.5
Corbridge Middle	351 (360)	3	90	G	Close			4
Hexham Academy (Middle)	477 (651)	5	150	G	Close			1.2
St Joseph's RCVA Middle	326 (336)	2.8	84	G	Close			1.2
QE Academy (High)	907 – Y9-Y11 349 – 6 <sup>th</sup> form (1407)	10.2	306	G	2250 (inc 6 <sup>th</sup> form)	11.6	350	6

## 16. Potential Model C

Model C is a potential proposal to create an all through 4-16 years school in Haydon Bridge, involving a change of the age range of the school. It would be proposed that HBHS would receive funding for significant new buildings on the site of the existing high school.

In addition an all through 9-18 campus would be established through the co-location of QEHS and Hexham Middle School. It would be proposed that the two schools would relocate to new buildings on the site of the existing schools or a new site. The middle schools in Hexham would remain unchanged, as would the first schools. Those listed below would close/merge. Some first schools would become primary schools.

- Bellingham and Haltwhistle Middle Schools in the Haydon Bridge Partnership would close, pupils would be educated at the new 4-16 school in Haydon Bridge.
- Greenhaugh First School would merge/close, and its catchment area would become part of the new Bellingham Primary School, a maximum additional travel distance of 4.5miles. There are currently 28 children attending the school.
- Newbrough C of E Primary would merge/close and its catchment area would move to a new 4-16 school in Haydon Bridge, with a maximum travel distance is 3.8miles. There are currently 54 children attending the school.
- West Woodburn CofE First School would merge/close, and its catchment area would become part of the new Otterburn Primary School, a maximum additional travel distance of 5.8 miles. There are currently 23 children attending the school.
- Wark CofE First School would merge/close, and its catchment area would become part of the new Bellingham Primary School, a maximum additional travel distance of 5.8 miles. There are currently 31 children attending the school.
- Beaufront/Acomb First School would merge/close, and its catchment area would combine. There would be a maximum additional travel distance of 1.9 miles. One of schools would close. There are currently 59 children attending Acomb School and 70 attending Beaufront.

- Whitley Chapel CofE First School would merge/close, and its catchment area would become Slaley First School, a maximum additional travel distance of 4 miles. There are currently 27 children attending the school.
- Whittonstall First School would merge/close, and its catchment area would become Broomhaugh First School, a maximum additional travel time of 5.7 miles. There are currently 58 children attending the school.
- Chollerton CofE First School would merge/close, and its catchment area would become Humshaugh CofE Primary School, a maximum additional travel distance of 3.6miles. There are currently 39 children attending the school.

The following tables for Model C below provide further detail

## Model C – Haydon Bridge

SCHOOL	CURRENT SITUATION				Model for consultation			
	Number on Roll in Oct 2017 (Net Capacity in Sept 2017)	Forms of Entry (FE)	Planned Admission Number (PAN) 2017/18	Latest Ofsted	Capacity	Forms of Entry (FE)	Planned Admission Number (PAN)	Distance in miles to nearest school
Greenhead CE Primary	38 (56)	0.3	8	RI	56	0.3	8	3.4
Greenhaugh First	28 (40)	0.3	8	G	Merge/Close (catchment to Bellingham approx. 4.5m away or split with Kielder, approx. 15m)			5
Haltwhistle Academy First School	193 (253)	1.3	40	RI	210 Becomes Primary	1	30	4
Haydon Bridge Shaftoe Trust Primary	130 (157)	0.7	22	I	210	1	30	3.8
Kielder First	9 (75)	0.3	8	O	56 Becomes Primary	0.3	8	13.8
Allendale Primary	109 (168)	0.8	24	G	168	0.8	24	5.3
Henshaw CE Primary	55 (105)	0.5	15	G	105	0.5	15	4
Whitfield CE Primary	27 (56)	0.3	8	I	56	0.3	8	5.3
Newbrough CE Primary	54 (105)	0.5	15	G	Merge/Close – (catchment moves to Haydon Bridge all through)			3.8
Otterburn CE First	34 (75)	0.5	15	G	105 Becomes Primary	0.5	15	5.8
West Woodburn CE First	23 (44)	0.3	10	G	Merge/Close (catchment to Otterburn Primary)			5.8
Bellingham First	47 (105)	0.5	15	G	210 Becomes primary	1	30	5.6
Wark CE First	31 (75)	0.5	15	G	Merge/Close (catchment to Bellingham)			4.8
Bellingham Middle	109 (240)	2	60	RI	Close			16.1
Haltwhistle Upper	141 (300)	2.5	75	I	Close			16
Haydon Bridge High School	297 Y7-Y11 64 – 6 <sup>th</sup> Form	2.2/4	65/120	I	Becomes all-through 4-16 school by lowering age range with transfer into Year 7 from feeder primaries; new building on same site			
					105 (R-Y6)	0.5FE in primary	15 (primary)	6
					750 (Y7-Y11)	5FE in secondary	Further 120 join in Year 7 (total 150)	



## Model C – Hexham Partnership

SCHOOL	CURRENT SITUATION				Model for consultation			
	Number on Roll in Sept 2017 (Net Capacity in Sept 2017)	Forms of Entry (FE)	Planned Admission Number (PAN) 2016/17	Latest Ofsted	Capacity	Forms of Entry (FE)	Planned Admission Number (PAN)	Distance in miles to nearest school
Acomb First	59 (75)	0.5	15	RI	75	0.5	15	1.9
Beaufront First	70 (75)	0.5	15	O	Merge/Close (catchment to Acomb or vice versa)			1.9
Whitley Chapel CE First	27 (50)	0.3	10	G	Merge/Close (catchment to Slaley)			4
Slaley First School	40 (50)	0.3	10	G	75	0.5	15	3.5
Whittonstall First	58 (70)	0.46	14	G	Merge/Close (catchment to Broomhaugh)			5.7
Broomhaugh CE First	66 (75)	0.5	15	O	75	0.5	15	4.6
Chollerton CE First	39 (50)	0.3	10	O	Merge/Close (catchment to Humshaugh)			3.6
Corbridge CE First	128 (150)	1	30	G	No change			2.8
The Sele First	395 (420)	2.8	84	O	No change			1
Hexham First	70 (150)	1	30	G	150	1	30	1
St Mary's RCVA First	107 (150)	1	30	G	No change			1
Humshaugh CE First School	37 (55)	0.36	11	G	75	0.5	15	3.5
Corbridge Middle	351 (360)	3	90	G	No change			4
Hexham Academy (Middle)	477 (651)	5	150	G	Becomes age 9 to 13 phase in 9-18 school in new shared building on new site in Hexham			1.2
					600 (total inc first feeders)	5 (total inc. first feeders)	120 (join 30 from first phase)	
St Joseph's RCVA Middle	326 (336)	2.8	84	G	No change			1.2
QE Academy (High)	907 – Y9-Y11 349 – 6 <sup>th</sup> form (1407)	10.2	330	G	Becomes age 13 to 18 phase in 9-18 school in new shared building on new site in Hexham			6
					918 (Y9-Y11) 400 - 6th form	10.2	306 (156 from feeder Middle Schools)	

# POTENTIAL TIMELINES

## 17. POTENTIAL TIMELINE FOR IMPLEMENTATION OF MODEL A

### 31 August 2019

- Haydon Bridge High School (HBHS) would merge/close.
- First and primary schools in the Hexham and Haydon Bridge Partnerships approved for closure would merge/close and pupils would transfer to their new catchment schools or other school according to parental preference for 1 September 2019;

### 1 September 2019

- First schools remaining open in the Haydon Bridge Partnership would extend their age ranges to become primary schools and retain pupils on roll in Year 4 on 31 August 2019 as they become Year 5.
- Students on roll in Year 6 in the feeder primary schools in Haydon Bridge on 31 August 2019 would join the roll of Year 7 at Hexham Middle School, or another school according to parental preference and every September thereafter;
- Students in Year 7 at HBHS on 31 August 2019 would transfer to the roll of Hexham Middle School as Year 8 and relocate to the middle school site in Hexham or another school according to parental preference.
- Students in Year 8 in Haltwhistle Upper Academy, Bellingham, St Joseph's RCVA and Corbridge Middle Schools on 31 August 2019 would transfer to the roll of Queen Elizabeth High School (QEHS) as the new Year 9 or another school according to parental preference as usual.
- Students on roll in Years 9 to 12 on 31 August 2019 at HBHS would transfer to the roll of (QEHS) or to another school according to parental preference. Temporary accommodation could be required until construction of the new shared building was completed.

### 1 September 2022

- All students on roll at QEHS relocate to the academy's new buildings on a new site in Hexham.

## 18. POTENTIAL TIMELINE FOR IMPLEMENTATION OF MODEL B

### 31 August 2019

- Haydon Bridge High School (HBHS) would merge/close. Pupils would transfer to Queen Elizabeth High School.
- First and primary schools in the Hexham and Haydon Bridge Partnerships approved for merge/closure would close and pupils would transfer to their new catchment schools or other school according to parental preference for 1 September 2019 ;

### 1 September 2019

- First schools remaining open in the Haydon Bridge Partnership would extend their age ranges to become primary schools and retain pupils on roll in Year 4 on 31 August 2019 as they become Year 5.
- Students on roll in Year 6 in the feeder primary schools in Haydon Bridge on 31 August 2019 would join the roll of Year 7 at Hexham Middle School, or another school according to parental preference;
- Students in Year 7 at HBHS on 31 August 2019 would transfer to the roll of Hexham Middle School as Year 8 and relocate to the middle school site in Hexham or another school according to parental preference.
- Students in Year 8 in Haltwhistle Upper Academy, Bellingham, St Joseph's RCVA and Corbridge Middle Schools on 31 August 2019 would transfer to the roll of Queen Elizabeth High School (QEHS) as the new Year 9 or another school according to parental preference.

- Students on roll in Years 9 to 12 on 31 August 2019 at HBHS would transfer to the roll of (QEHS) or to another school according to parental preference.
- First schools in the Hexham and Haydon Bridge Partnerships approved to extend their age ranges would retain Year 4 as they move into Year 5 and become primary school.
- Middle Schools in the Hexham and Haydon Bridge Partnerships would not receive Year 5 and would operate with Years 6, 7 and 8 only.

### **31 August 2020**

- All middle schools/academies in Haydon Bridge and Hexham Partnerships close.

### **1 September 2020**

- All pupils on roll in Years 6 and 7 at middle schools and academies in Haydon Bridge and Hexham Partnerships on 31 August 2020 transfer to the roll of QEHS in September 2020 as the new Years 7 and 8, but would be educated on the Hexham Middle School site;
- QEHS extends its age range to become an age 11 to 18 academy in its existing buildings and the Hexham Middle School building;
- QEHS would receive a Year 9 intake from closing middle schools;
- All primary schools in the Hexham and Haydon Bridge Partnerships retain Year 5 as they move into year 6;
- Pupils in Year 6 in primary schools in Haydon Bridge Partnership on 31 August 2020 transfer to Year 7 at QEHS.

### **1 September 2021**

- Students in Year 6 in the primary schools in Haydon Bridge and Hexham Partnerships in August 2021 would transfer to QEHS in September 2021 as the new Year 7.

### **1 September 2022**

- All students on roll at QEHS relocate to the academy's new buildings on a new site in Hexham.

## **19. PROPOSED TIMELINE FOR IMPLEMENTATION OF MODEL C**

### **31 August 2019**

- First and primary schools in the Hexham and Haydon Bridge Partnerships approved for merge/closure would close and pupils would transfer to their new catchment schools or other school according to parental preference for 1 September 2019;

### **1 September 2019**

- First schools remaining open in the Haydon Bridge Partnership would extend their age ranges to become primary schools and retain pupils on roll in Year 4 on 31 August 2019 as they become Year 5.
- Haydon Bridge High School extends its age range downwards to include the catchment area of Newbrough Primary as its primary phase, initially operating from the existing building;
- Pupils on roll in Year 6 in the feeder primary schools in Haydon Bridge on 31 August 2019 continue to join the roll of Year 7 at Haydon Bridge High School, or another school according to parental preference;
- Hexham Middle School amalgamates with QEHS to become an age 9-18 school within their existing buildings;
- Pupils on roll in Hexham, Corbridge, and St Joseph's Middle Schools in Year 8 on 31 August 2019 transfer into Year 9 of the amalgamated QEHS in Hexham.

### **31 August 2020**

- Middle Schools in Haydon Bridge Partnership close.
- Pupils on roll in Corbridge and St Joseph's Middle Schools in Year 8 on 31 August 2020 transfer into Year 9 of the amalgamated QEHS in Hexham and every September thereafter.

### **1 September 2020**

- Pupils on roll in Years 6, 7 and 8 on 31 August 2020 in Bellingham Middle School and Haltwhistle Upper Campus transfer as into Years 7, 8 and 9 to the amalgamated 9-13 school in Hexham.
- The first schools that became primary schools in the Haydon Bridge Partnership in 2019 retain pupils on roll in Year 5 on 31 August 2020 as they become Year 5.

### **1 September 2022**

- The age 9-18 QEHS moves to a new building.

## **20. Admissions Arrangements**

Should Model A or Model B be implemented, students who would otherwise have been on roll at HBHS in September 2019 would be offered a place in the appropriate year group at either Hexham Middle School or QEHS from that date. In addition, under Models A, B and C pupils who would otherwise have been on roll in the first or primary schools proposed for closure in September 2019 would be offered a place in the proposed new catchment school from that date.

Further under Model B, in the first year of operation the new primary schools (as the first schools would become) would operate up to Year 5 from September 2019 and then up to Year 6 in the second year of operation from September 2020. The middle school would operate with Years 6, 7 and 8 only from September 2019 and all students who would otherwise have been on roll at the middle schools in September 2020 would be offered places at QEHS. The timeline for Model B set out earlier in this document provides further details.

Should Model C be implemented, HBHS would lower its age range to 4, but would accept pupils moving from the primary schools into Year 7 in September 2019 as usual. Pupils who would otherwise have been on the roll of Newbrough Primary School in September 2019, including those pupils due to join Reception at that point, would transfer to the roll of the all-age HBHS but would continue to be educated at the Newbrough site until the new building in Haydon Bridge was completed.

## **21. Special Educational Needs Provision**

There is no specialist additional resourced SEN provision currently within any of the mainstream schools or academies in the Haydon Bridge and Hexham Partnership,. The special school in the west, Hexham Priory has been included in this consultation. Consultation on SEND provision within Northumberland has recently taken place, including the west of the County, any further views on SEND in relation to provision or capacity would be welcome.

## **22. Early Years Provision**

The models set out in this document could have an impact on local early-years provision, and consultees are invited to put forward their views. This includes specific views in relation to the free entitlement to childcare for working parents which increased to 30 hours per week in September 2017 (pilot 2016). There may be options to use existing or vacated school buildings as early years provision.

## **23. Catchment Areas**

As all of the models for consultation involve school merger/closures, there would be a need to incorporate some school catchment areas with others if any of them were to be implemented. For example, where first or primary schools are approved for closure, their catchment areas would be incorporated into that of the school proposed to become the new catchment school for that area. In some cases, the catchment areas of some first or primary schools may need to be adjusted to reflect adjusted Planned Admission Numbers (PAN).

It is very important to note that changes to catchment areas would not preclude parents from exercising their parental preference to apply for a place for their child at any school should they wish to do so.

#### **24. Indicative costs and funding**

If any of the models set out in this document were implemented, there would be a need to carry out extensive building works, including the provision of new buildings in some cases. An initial assessment shows that in relation to Models A and B, the costs of this work would be in excess of £50m, while the works required in Model C would cost in excess of £60m. Detailed buildings costs in relation to the models would be worked up and provided as part of the consultation process and presented to the Council for approval.

#### **25. Implications for Staff**

The implementation of any of the models proposed in this document would have implications for staff in schools across both Haydon Bridge and Hexham Partnerships. Should any of these models be taken forward into formal consultation, detailed discussions with the Governing Bodies and with the Trades Unions would be undertaken about how any adverse implications of the proposals for staff could be minimised. The local authority will be holding meetings with staff and trades unions in each of the potentially affected schools, during this informal consultation phase.

#### **26. Transport**

Transport for individual pupils is always arranged in accordance with the Council's Home to School Transport Policy. Under Model A, B and C, some pupils who would otherwise have been on roll at the first and primary schools potentially proposed for closure in September 2019 would potentially have longer journeys to their new catchment school. Under Models A and B, students who would otherwise have been on roll at HBHS would travel to QEHS; however, a significant number of students who live in the HBHS catchment area already do so, they would become eligible for free transport subject to the Council's policy.

Should Model B be approved for implementation, pupils in first schools becoming primary schools would have shorter journeys to school in Years 5 and 6 as they would be educated for an additional two years in their local communities. Under Model B, journeys to school for some pupils in Years 7 and 8 may be a little longer.

#### **27. Sport and Recreation**

Any potential impact on Sport and Recreation would be discussed as part of the consultation process and reported back to the Council's Cabinet.

### **How will your views be gathered?**

**28.** The Council would like to hear your views on the models of school organisation set out in this document and whether you have any alternative proposals. A response form is attached for your use at the back of this document. The form can be completed online at

[www.northumberland.gov.uk/education/schools/consultations.aspx](http://www.northumberland.gov.uk/education/schools/consultations.aspx)

If you prefer to send hard copies, the address is provided at the end of the form on this document.

**This phase of consultation is open until midnight on 9 APRIL 2018.**

In addition to completing the response form, you may wish to attend one of the many consultation events held at your local school or speak to the headteacher or governors personally. The Local Authority has recommended that each school runs its own consultation event to gauge the views of parents, pupils and staff. In addition public consultation events will be held in Haydon Bridge and Hexham :

- **MONDAY 26 FEBRUARY, 4.30 P.M. TO 8.30 P.M., HAYDON BRIDGE HIGH SCHOOL**
- **SATURDAY 17 MARCH, 10.00 A.M. TO 3.00 P.M., HEXHAM AUCTION MART**

Meetings for Governors and staff in schools proposed for closure in any of the models will also be held with the local Authority at those schools during the consultation period. Governors of all schools will be encouraged to hold their own meetings at their individual schools. These meetings are for parents of children attending the schools so that they can gain an understanding of their schools individual position on the consultation. Dates of these meetings will be made available by the schools themselves. In total there will be close to 100 meetings held over the course of the consultation period.

## **What happens to the feedback from this consultation and what are the next steps?**

**29.** Following the analysis of all of the feedback received from consultees, officers will prepare a report on the outcomes of consultation with recommendations for the Council's Cabinet to be considered in early May.

The analysis of feedback will not be based on the number of responses for or against any particular model, although strength of feeling will be important, recommendations by officers will be based on the educational merit, sustainability and viability of the proposals set out here and those put forward during consultation. A further statutory consultation may then take place about any preferred option and this allow further feedback to be gathered and considered before any decisions are made.

The outcome of this consultation will be reported back to the Family and Children's Services Overview and Scrutiny Committee on 3 May 2018 and to the Council's Cabinet on 8 May 2018. Council's Cabinet will decide whether or not to move to the publication of a statutory proposal, which is the formal consultation period. You will have the opportunity to responds during a four week period after which the Council's Cabinet would make a formal decision on whether or not to implement any proposals on 10 July 2018.

**Please now complete the Consultation Response Form.**



**CONSULTATION RESPONSE FORM**  
**VIEWS ON PROPOSED OPTIONS FOR SCHOOLS IN HAYDON BRIDGE AND HEXHAM**  
**PARTNERSHIPS**

**PART 1- ABOUT YOU**

Your name: .....

Are you responding mainly as a:

Parent/carer:

☐

Governor:

☐

Staff Member:

☐

Pupil/Student:

☐

If you ticked any of the above, with which school or schools are you associated?

Resident:

☐

Town or village in which you live:

Parish Councillor:

☐

Parish/town council:

Other:

☐

Please clarify:

**PART 2 – YOUR VIEWS ON MODEL A**

- 1) Having read the consultation document thoroughly, I believe that Model A represents a good option for securing sustainable and viable education in the west of Northumberland. This model includes the closure or merger of several schools.

Yes

☐

No

☐

Don't know

☐

a) Your reasons for ticking the above (please continue on a separate sheet if necessary)

- b) In your opinion, if it is a viable option but there are changes to Model A that would improve it please outline them below, please use additional sheets as necessary?

---

### PART 3 – YOUR VIEWS ON MODEL B

- 3) Having read the consultation document thoroughly, I believe that Model B represents a good option for securing sustainable and viable education in the west of Northumberland. This model includes the closure or merger of several schools.

Yes

☐

No

☐

Don't know

☐

- a) Your reasons for ticking the above (Please continue on a separate sheet if necessary).

**b) In your opinion, if it is a viable option but there are changes to Model B that would improve it, please outline them below, use additional sheets as necessary?**

---

**PART 4 – YOUR VIEWS ON MODEL C**

**3) Having read the consultation document thoroughly, I believe that Model C represents a good option for securing sustainable and viable education in the west of Northumberland. This model includes the closure or merger of several schools.**

**Yes**

☐

**No**

☐

**Don't know**

☐

**a) Your reasons for ticking the above (Please continue on a separate sheet if necessary).**

**b) In your opinion, if it is a viable option but there are changes to Model C that would improve it, please outline them below, use additional sheets as necessary?**

---

**PART 5 – YOUR ALTERNATIVE PROPOSALS**

**5) If you have an alternative suggestions or would like to combine elements of models A,B,C , please set it out your views below (please continue on a separate sheet if necessary).**

**THANK YOU FOR TAKING PART IN THIS CONSULTATION**

**Please return your Response Form to:**

**FAO Lorraine Fife, Children's Services, FREEPOST MP135, County Hall, MORPETH, NE61 1BR**

**Or send your response electronically to:**

**email [educationconsultations@northumberland.gov.uk](mailto:educationconsultations@northumberland.gov.uk)**

**Please note if you contact officers of the council directly then your responses will be referred to the consultation inbox to ensure your views are taken into account. It is likely that there will be several hundred responses and possibly thousands of responses to this consultation and therefore it will be impossible for officers to individually acknowledge receipt of replies or comments.**